



Be Adventurous



Be Ambitious



Be Curious



Be Kind



Reception

Badbury Park Primary School

Ash Tree Class and Oak Tree Class



Badbury Park Primary

Oak Tree and Ash Tree Teachers



Miss Andrea Lanham
Early Years Lead and Ash Tree Class Teacher



Miss Lauren Coley
Oak Tree Class Teacher
(Mondays & Tuesday)



Miss Amy Boase
Oak Tree Class Teacher
(Wednesday, Thursdays & Fridays)



Miss Ali Stone
PPA Cover – Ash Tree and Oak Tree



Oak Tree & Ash Tree Teaching Assistants



Miss Perkins




Mrs Partl



Mrs Bell



Miss Hardy




Our Vision

We want happy, engaged learners within a beautiful, authentic learning space that is calm and consistent.

We use natural, versatile, open-ended resources that are carefully chosen to provoke creativity, wonder and concentration both inside and outside.

We want an environment where children are confident to take risks and problem solve whilst learning both knowledge and skills and where the natural world takes center stage.



What uniform does your child need in Reception?

School uniform:

- Grey school jumper/cardigan
- White polo t-shirt
- Black trousers/skirt
- Black shoes/trainers


PE kit:

- Green t-shirt
- Black joggers/shorts
- Daps/trainers

Please let your child practice taking their uniform on and off by themselves and ensure their clothing is easy for them to take off/pull down.



Please name everything!



PE

- At least 1 session a week

Please help to support your child's independence by giving them opportunities to dress themselves at home- this will help with a quick change for PE in school.

All uniform will stay in school. PE kits will go home at the end of every term.

Please name everything!



What else does your child need in Reception?

- Water bottle (with only water)
- Wellies and waterproofs
- Bookbag or folder containing your child's reading book and record

Please name everything!



Food, Glorious Food!

Mrs Biggs - Catering Manager

Fresh cooked meals (meat, vegetarian, jacket potato)

A school packed lunch including wraps and baguettes (meat/vegetarian)



Starting Times and Parking



School will start at 8:30 – please be on time!
(Arrive at 8:25)

If you are late, the gate will be closed and you will need to go through the office.

Rainscombe Road will be closed to all vehicles (apart from residents and blue badge holders) from 8:15am-9:00am and 2:30pm-3:15pm.

Parking is not available at the front of school during drop off and pick up times unless you are a blue badge holder.

If you need to drive to school, we ask that you park a short distance away and walk the rest of your journey.



The Big Adventure Club - After School Club

At Big A we are able to offer you a week-to-week service where you can book one day or five, the choice is yours. Each week you will be required to book via our web page by Friday of the proceeding week the care is required.

No booking can be made without the appropriate payment in advance.

After School club provides a light snack inclusive of the price and each day the children have a variety of outdoor and indoor activities on offer to choose from. The planning within each unit is child-led and we aim to meet the demands of each child within our care.



Stay and Play Sessions

A chance to meet and explore inside and outside together with parents attending the sessions.


Class teachers, Mrs Dance (Headteacher) and Mrs Christmas (SENDCo) will be available during these times if you want to discuss specific needs.

The dates for this are:

Friday 14th June at 3.30pm

Tuesday 18th June at 3.30pm rescheduled to Tuesday
25th June at 3.30pm

Friday 12th July at 3.30pm




Starting School – Days & Times

Week 1	<p>Monday 2nd September 2024 and Tuesday 3rd September 2024</p> <p>Wednesday 4th September will be EYFS home visits</p> <p>Thursday 5th September will be afternoon home visits</p>	<p>Teacher Training Days</p> <p>Children who attend Badbury Park Nursery begin full time from Thursday 5th September. Please book lunch from this day.</p> <p>Children who are new will arrive at 8:30am and stay until 11am</p>
Week 2 – Transition Week	<p>Week beginning Monday 9th September 2024</p> <p>Monday 9th September 2024, Tuesday 10th September 2024 and Wednesday 11th September 2024</p> <p>From Thursday 12th September 2024</p>	<p>Children who attended Badbury Park nursery will attend full time.</p> <p>8:30am-12.30pm (this includes lunch)</p> <p>All children will be full time from Thursday (unless on a bespoke transition)</p>


*“Children learn best
when a reception class
is managed and
organised by the adults,
but led by the children”*

Anna Ephgrave

The Reception Year in Action




**So, what
does this
look like?**










































Ash Tree Class
&
Oak Tree Class



Timetable of the Day

School starts at 8:30.

Snack – rolling snack (children access independently, or whole class snack)


	8:30	8:30-8:50	8:50-9:15	9:15-11	11:10-11:30	11:45-12:45	12:45 – 1	1 -1.10	1:10 -1:30	1:30-2:40	2:45-3
Monday	Welcome – School Starts	Register/calendar/helping hands/morning job	Phonics 	Explore & Learn 	Funky Fingers 	Lunch 	Register & Circle Time 	Magic Number 	Whole class teach 	Explore & Learn 	Story & home 
Tuesday			Phonics 	Explore & Learn 	Funky Fingers 		Register & Circle Time 	PE ASH – 1-1.45 OAK – 1.45-2.30			Story & home 
Weds			Phonics 	Explore & Learn 	Funky Fingers 		Register & Circle Time 	Magic Number 	Whole class teach 	Explore & Learn 	Story & home 
Thursday			Phonics 	P.E Explore & Learn 	Funky Fingers 		Register & Circle 	Magic Number 	Whole class teach 	Explore & Learn 	Story & home 
Friday			Phonics 	Explore & Learn 	Funky Fingers 		Register & Circle 	Magic Number 	Welly Walk 	Story & home 	



We follow the Twinkl Phonics scheme underpinned by the magic of a Phonics Fairy and use the structure of Letters and Sounds to facilitate the learning.

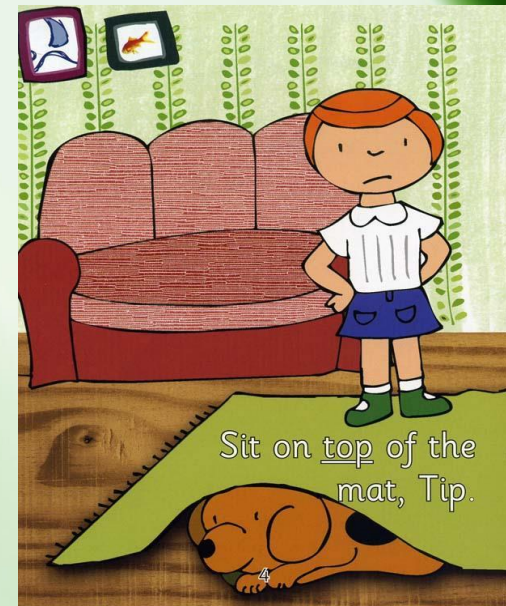
We will recap phase 1 during the first few weeks of term and assess the children's knowledge. We will teach phase 2, 3 and 4 in Reception. Each day a new sound will be taught and then we will move onto applying them in our reading and writing. Each sound has a 'caption action' and a 'sparkle mark'. The children will hear a story and watch a video to help them remember the sound.

We will send the sounds home weekly to practise at home and so the children can teach you! Very quickly the children will learn to blend sounds together to read and write words. They will also meet Tricky Troll and Beegu words!



Reading

- Your child will be read with at least once a week and their reading book will be changed on the day they read in school.
- They will have a book and reading record sent home for you to read with them at home.
- Some books may not have words in - this is an important part of their reading journey. Wordless books help develop language, storytelling and comprehension. Look at the story, ask them questions, talk about the setting and the characters, think of a sentence for each page.



Reading at home

Reading at home is one of the best ways to support your child's learning.


If you read just **one** book a day to your child, they will have been read **1825** books by their 5th birthday.

Every Day Counts.

Every Book Counts.

Top Tips:

1. No distractions – turn off the TV, put down the tablet
2. Straight after school is the best time to read with your child
3. If your child does not want to look at a school reading book, choose a book from home to read or look at a magazine
4. When you are out and about, encourage your child to read shopping lists, familiar logos
5. Please log all reading in the reading record



Funky Fingers and Squiggle Wiggle

Both are used to help children develop the fine motor control they need for writing, eating, manipulating objects and getting dressed.

Squiggle Wiggle

- Uses dance and large movements to support gross motor

Funky Fingers

- Involves the small muscles working with the brain and nervous system to control movements in children's hands, fingers and eyes.



Outdoor Learning, Welly Walks and Forest School

Children will need

- warm and waterproof clothing
- old trainers or wellington boots

Children will learn

- risk taking and boundary setting
- scientific and environmental knowledge
- respect for the environment
- communication skills

Children will build

- confidence and self esteem and a sense of awe and wonder



Trips

Farm Trip
Visits to the local library
Coate Water



Expectations

Up until Christmas – the first term of Reception – we focus on settling in, building relationships, exploring our learning environment, securing routines and boundaries and ensuring your child is happy to come to school.

The children will practise recognising and writing their name, number formation, letter formation, beginning to recognise some Tricky Troll words and begin to blend simple words using their phonic knowledge. They will be encouraged to dress themselves, independently putting on their coats and shoes.



EYFS Curriculum

Prime Areas


- Communication and Language
- Personal, social and emotional development
- Physical development

Specific Areas

- Literacy- including phonics
- Mathematics
- Understanding the World
- Expressive Arts and Design

Characteristics of Effective Learning and Executive Function Skills

- Playing and Exploring
- Active Learning
- Creating and thinking critically






INTERACTIVE
LEARNING DIARY

Interactive Learning Diary (ILD)

- Used to observe and assess children
- Parents able to sign up and create an account
- Able to view observations and next steps
- Create your own observations from home and share achievements from out of school
- Good way to communicate with us if you need to send us a message
- Please do not share these photos on social media
- Our aim is to observe each child once a week, however some weeks there may not be an observation




School website – Class Pages / School Induction

<https://www.badburyparkprimary.co.uk>

How can you help at home?

- Encourage indoor voices and walking indoors
- Encourage children to tidy away their toys
- Independently put on coats
- Independently use the toilet
- Use a knife, fork and spoon
- Encourage your child to be curious and enjoy the outdoors
- Read together at home – magazines, picture books, school books
- Encourage name recognition and writing



“How was your day?” “Fine!”

Ideas of questions to ask your children...

- What did your friend tell you that you did not know before?
- Who did you sit next to at lunch?
- Who was the first person you smiled at?
- Who made you laugh?
- What was your favourite moment from today?
- What did you find easy and what did you find hard?

Also be ready to share some of your day too.

“What did you learn?”

“Nothing, I just played.”


PLAY
is the highest
FORM OF
RESEARCH

Other notices:



First aid:

- We will notify you of a head injury or if we feel your child needs to be collected, as stated in our policy.
- You will receive a notification if your child has been given first aid.
- If no first aid was given to a child, you will not be notified.



Other Adults:

Mrs Dance

Headteacher



Mrs Christmas

SENDCo
Assistant Headteacher



Mrs Debono

Assistant Headteacher




Mrs Tkocz

Assistant Headteacher



Mr Hanks

Inclusion Worker



Safeguarding

We aim to promote wellbeing and maintain a safe, secure and caring environment where everyone is treated with respect.

If you have any concerns about a child, please report it to **Mrs L Dance** as the Designated Safeguarding Lead or **Mrs Christmas, Mr Hanks or Mrs Tkocz** as the Deputy Designated Safeguarding Leads






Please do come and talk to us!

In the morning, on the door can be busy, but if it is urgent, please let us or the office know. You can make an appointment through the office. They have access to our diaries and can pass a message on.

We do not advocate the use of a school whatsapp group. This is not a form communication we would use.



Online Safety

Badbury Park



Be Adventurous

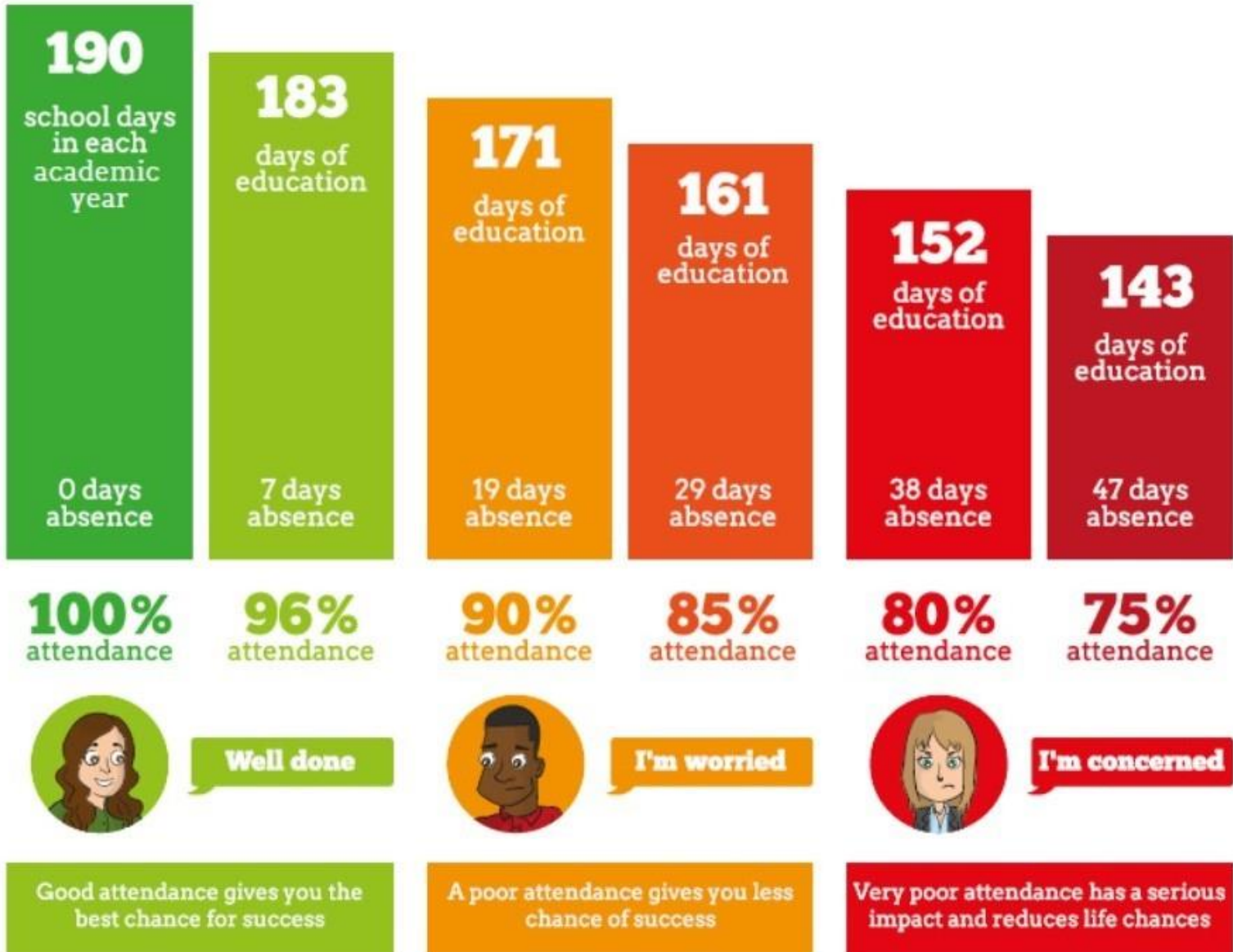


Be A

The infographic is a vertical stack of four hexagonal icons on the left, each with a corresponding numbered rule on the right. The icons are: a blue hexagon with a bee and the word 'Be', a red hexagon with the word 'SAFE', a green hexagon with the word 'Online', and a yellow hexagon with a bee. The rules are: 1. I only go online with a grown up (illustrated with a person and a computer), 2. I am kind online (illustrated with two people and a computer), 3. I keep information about me safe (illustrated with a person, a computer, and a padlock), and 4. I tell a grown up if something online makes me unhappy (illustrated with a person, a computer, and a person with a sad face).


- 1 I only go online with a grown up
- 2 I am kind online
- 3 I keep information about me safe
- 4 I tell a grown up if something online makes me unhappy

Attendance






BADBURY PARK PRIMARY SCHOOL SUMMER FAIR



**SATURDAY 29TH JUNE 2024
12.30 - 3.30PM, FREE ENTRY
RAINSCOMBE ROAD, SN3 6ER**

**LOOKING FOR SMALL BUSINESS STALLS NOW!
£15 PER STALL + RAFFLE DONATION
OUTDOOR EVENT - OWN TABLE/GAZEBO PREFERRED
Contact friendsofbadburyparkprimary@gmail.com
for more information & to book a stall**





Can you help?

We would love to have some reading volunteers in school. Is this something you would be interested in? Please let us know 😊



Any Questions?

