


Phonics for Parents

Badbury Park Primary School
2024-2025




Badbury Park Primary

A large, faint, light green leaf graphic is positioned in the upper left quadrant of the slide, partially overlapping the word 'Welcome!'.

Welcome!


Thank you for joining us.



Badbury Park Primary

Aims

- What is Phonics?
- What is the Phonics Screening Check?
- What does your child need to know?
- How to support your child at home – games and resources
- Any questions?




What is Phonics?

Phonics is the link between letters and the sounds that they make.

Using a highly structured programme, working through 6 progressive phases, children are taught to:

- Recognise the relationship between letters and their sounds.
- Identify the sounds that different combinations of letters make within words.
- Blend sounds together from left to right to make a word

Children can then use this knowledge to 'decode' new words that they see or hear. This is the first important step to learning to read and spell.




What is Phonics?

Phonics is knowledge of the alphabetic code

- 26 letters
- 44 sounds (phonemes)
- 140 different letter combinations (graphemes)

Using the alphabetic code, children can then develop their understanding of:

- Blending to read.
- Segmenting to spell.



Pure sounds

It is important that we are modelling and using pure sounds all of the time instead of using the letter names to spell.

Example: **p**ig should be sounded out by its pure letter sounds

not the letter names - pee-eye-gee

What do they sound like?

<https://www.youtube.com/watch?v=UCI2mu7URBc>




Some definitions...

Phoneme

The smallest unit of sound in a word.

Grapheme


What we write to represent a sound.



Some examples

s i t
● ● ●

p e g
● ● ●



Some definitions...

Digraph


Two letters, which make one sound

A consonant digraph contains two consonants

sh ck th ll


A vowel digraph contains at least one vowel

ai ee ar oy



Some examples

Sh e d w ai t




More definitions...

Split digraph

Two letters which work together to make one sound, but are separated within the word. Example: make.
These form the long vowel sounds.

time

cake




Trigraph

Three letters which make one sound.

Example: ch air

light




Sounds (phonemes) are represented by letters (graphemes).

A phoneme can be represented by one or more letters.

The same phoneme can be spelled or represented in more than one way. This is very common among the vowels.

Example: rain lake May straight acorn eight




The same spelling may represent more than one phoneme.


For example: 'ea'

head (/e/)

bead (/ee/)




- **Phase 1:** Exploring vocal sounds, instrumental sounds and rhyme (Ongoing Nursery/Reception)
- **Phase 2 :** Introduce blending and segmenting of first 5 sets of sounds. (6 Weeks, Autumn term of reception)
- **Phase 3:** Taught a further 25 graphemes and continue to use blending and segmenting skills. (10 weeks, Spring term of reception)
- **Phase 4:** Revisit previous learning. (4 weeks, Summer term of reception - revisited in Autumn 1, Year 1)
- **Phase 5:** Children begin to learn alternative pronunciations and spellings (30 weeks, Autumn 2, Spring, Summer of Year 1)




What is the Phonics Screening Check?





- All children in Year 1 and those children in Year 2 who did not pass, will sit the Phonics Screening Check .
- In previous years the pass mark has been 32 words out of 40.
- The 40 words are built up of 20 real words and 20 'nonsense'/'Beegu' words containing taught sounds.
- Children work 1:1 with their teacher to read each word aloud.



What happens during the check?


Your child will be shown 20 real words and 20 nonsense words (with aliens) on individual cards. Nonsense words are included because they will be new to all pupils, they do not favour children with good vocabulary knowledge or visual memory of words.



Practice sheet: Real words	Practice sheet: Pseudo words
in	ot 
at	vap 
beg	osk 
sum	ect 


What is allowed?

- Children can either 'sound talk' and blend the word or just say the word- we encourage them to segment and blend.
- Sound buttons
- Self-correction
- Taking into account any difficulties with pronunciation, accents or other needs.
- General and impartial encouragement. (okay, thank you and next)
- Children can have a break/s if they need to.




What is not allowed?

- Saying the phonemes without blending.
- Being encouraged to have another go.
- Having several goes and then having the correct one accepted.



Issues that have arisen previously ...

- Some children read nonsense words wrongly as real words, e.g. **strom** as **storm**.
- Looped k k
- Unfamiliar with vocabulary used in real word sections of the check.
- Adjacent consonants e.g. nonsense words like **strack** may be misread as **starck**. This difficulty can be reduced through sounding out using fingers or sound buttons.


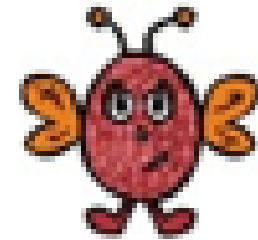


Sound Buttons

We therefore **encourage** children to use sound buttons when reading words. Regardless of whether the word is a real word or a nonsense word.


beg

osk




Reporting to parents

We will inform you of your child's result in the end of year report. We will also confirm if the child has met the standard threshold and therefore passed. Children who do not achieve the expected level are likely to be expected to retake the test at a later date.



How are the results used?

Results from the check will be used by schools to analyse their own performance and for Ofsted to use in inspections.



Badbury Park Primary

How can I help my child at home?

- The children are familiar with playing games/watching videos from the following websites, which allow them to practise blending real and non-words.

<http://www.letters-and-sounds.com/>

<https://www.littlewandlelettersandsounds.org.uk/resources/for-parents/>

<http://www.phonicsplay.co.uk/>

- Oxford Press phonics check- free to register

<https://home.oxfordowl.co.uk/year-1-phonics-screening-check/>




How can I help my child at home?

Apps for devices such as:


- Reading Eggs



- Teach your monster to read



Mr Thorne Does Phonics



Badbury Park Primary

Safeguarding

We aim to promote wellbeing and maintain a safe, secure and caring environment where everyone is treated with respect.

If you have any concerns about a child please report it to Mrs L Dance as the designated safeguarding lead. You can also report your concerns to Mrs Christmas, Mrs Tkocz or Mr Hanks if Mrs Dance is not available.




Mrs Dance




Mrs Christmas



Mr Hanks




Thank you for your time!
Information leaflet to follow...



Badbury Park Primary

**Any questions about the
screening check?**



Badbury Park Primary